


Ninety things to do with a picture



Character based tasks:

1. Dossier on character

Choose one person in the picture. Compile a dossier on him/her. (Family tree, likes/dislikes, career, history, important events etc.)

2. What's My Line?


Guess the specific work a character in the picture might do to make him/her special

3. Obituary

Write an obituary for the character depicted

4. Diary

Write a diary for the character shown in picture



5. Character study with a twist

A character in the picture applies for a job you have advertised. Write a detailed memo to your boss explaining whether you would employ them or not.

6. Character study - the opposite picture

Write a description and character study of the exact opposite of the character in the picture.

7. Character study - up close and personal

Write an imaginative account of one of the characters shown in the picture. What is he/she like as a person?

8. Character study - the dialogue


Do you trust the character? Imagine he/she is trying to do a deal with you. Write a dialogue of the encounter.

9. This is Your Life.

Select and write dramatically about events which would feature in this character's 'This is Your Life.'

10. Animal Associations

What animal does the person in the picture remind you of? Why?



11. Reminders of Fiction?

A character in the picture reminds you of /looks like a character in a poem/play/novel. Which character and why?

12. Stereotypes.


Do the characters in the picture remind you of any stereotype characters/images? Explain how.

13. Questions

The picture/ photograph gives you clues to this character's identity. You have to find out more by asking them questions. What questions would you ask?

14. Interview

Write an interview with a character in the picture. What particularly do you want to know about them?



15. Computer Dating

Write a description of the person/character in the picture for a computer-dating questionnaire. What kind of person would make a good match for them? Write a sort biography of the date you'd match them up with.

16. Disguise

The character in the picture may well be in disguise. What is their true identity and what is the reason for the disguise?

17. Seven, Fourteen and Twenty-One

What was the person in the picture like at 7, 14 and 21 years old?

18. Fancy Dress

Write an amusing invitation to a fancy dress party for this person. What would he/she come as and why?

19. One Bad Apple

Imagine this person is the 'bad apple' in their family. Give their mother's account of the character's misdeeds.

20. Life History

Give a life history of this character or if they are a younger character, predict what key events will happen in their life.

21. Memory loss

The character in the picture is suffering from amnesia - write a detailed account for them explaining who they are, what they are like and describe their background history.

22. 'I used to be...'

'I used to be...but now I...!' What did the character used to be? What has happened, and how, to change his/her life?

23. Viewpoints


You are the character depicted. How would you react if...? (Give situation)

Visual Composition:

A student (group of students) is given a photograph with the question/task:

24. Snapshot intentions

You are the photographer - explain what you were trying to say through the photograph? What effects were you trying to achieve?





25. Narrative building

Using a selection of pictures cut out from magazines/newspapers etc. build up a narrative development leading from the stimulus picture.

26. Wanted Poster

Design a 'wanted' poster for a character depicted in the picture

27. Therapy collage

Work out a key theme or idea from the stimulus picture and then develop a 'therapy collage' to depict this theme (emotions) in depth.

28. Advertisement spin

Look at the picture and decide what kind of product/event it could advertise.

29. Outside the frame

Draw a map/diagram/extended picture of the scene beyond the borders of the picture.

30. Books from Pictures

Use elements of the picture to design a new book cover. What kind of book might it advertise? Write the accompanying blurb.



31. Justify the purpose.

Develop an explanation of why this photo was taken/picture painted.

32. Quick Flick

Show a series of pictures rapidly. Which pictures stay in your mind and why?

33. Pictorial close

Leave a block of the picture blanked out. What is missing? What clues are there for you to make this decision?

34. Creative arts

Turn the picture into a cartoon and use the picture as the first or last frame.

35. Body-building

If the picture is of a face, describe the rest of the body.

36. Quick Draw

In pairs, one person studies picture for a minute, picture is then turned over and they have to describe it to partner who has to draw what they are told (5 mins max) Look at picture again. How could the 'drawn' version be improved? What key pieces of information were missed out?

37. Film likeness?

What films or t.v. programmes does the picture remind you of, can it be linked to?



38. T.V. guide

If the picture was a scene from TV or film what would the TV guide say about the programme/film?

39. Slide show presentation

Select a series of pictures/photographs that could make up a slide show. Devise a commentary to accompany the show.



40. Postcards

Use the photograph as an unusual postcard. Write an appropriate text to go on the reverse of the postcard.

41. Not my best side

Students look at a photo of themselves. Explain the thoughts that go through your head?

Descriptive and Factual Tasks:

42. Travel Brochures

Devise a travel brochure advertising the delights and appeal of the place in the picture.

43. Estate Agent's Blurb

Using a picture of any sort of property, give an estate agent's description of this place.

44. Explorer's report

Imagining they are an explorer and the first person to discover the landscape in the picture, write a report/description of the newly discovered location, giving it an appropriate name.

45. Description snap

In pairs students to write a description of picture/photo. Now swap with another pair. What are the similarities/differences between the two descriptions?

46. Take a walk

Describe a walk through the location shown in the picture/photo.

47. Changing seasons

The picture/photograph shows a particular season. Describe the scene in a different season.

48. Headline stories


The photo comes from a newspaper story. Devise a headline, photo caption and main points of the story to report back to others.

49. A different perspective

Write an insect-eye view of the scene depicted (or giant's eye view.)

50. Interior design

Describe the home of the character in the picture.



51. Location, location, location.

What does the picture tell you about the wider location? Describe the area for a local travel guide.

52. Hobbies

Use a picture of a sport, activity or hobby to discuss benefits and key points about this activity.

53. Pictures for a purpose

Look at a range of pictures from different sources. Discuss the value/benefits of using pictures for different purposes e.g. advertising, road signs, paintings, news etc.

Letters:

54. Thank you e-mails

Using a picture as a starting point, compose an e-mail to a relative to thank them for the unusual gift. This might be something in the picture or the actual picture itself.

55. Personal mail

Write a letter from the person in the picture to someone of your choice.

56. Love letters

Write a love/hate letter to or from the person in the picture.



Making Music:

57. Music Matches

Choose four pictures then select a suitable piece of music to go with each, establishing mood and atmosphere.

58. Composers

Make up a sound track to accompany the picture

59. SFX

Describe or record background sound effects to go with picture



60. Sound Tracks

Listen to 3 different sound tracks. From a set of pictures/photos, select which one goes with each track best. Explain why.

Drama:

61. Tableau

Make a tableau of the picture and then bring it to life. Show what happen before or after the tableau.

62. Eye-witness

Interview two or three people involved in a crowd scene picture. They give an eye witness account of what they are watching.



63. Dating game?

Would you take the person in the picture home as a potential boyfriend/girlfriend? Explain

64. Penfriend images

Your new penfriend has just sent a photo through. What do you learn from the photo that you might not find out from the accompanying letter?

Games:

65. First impressions

What words/phrases come into your head as you first look at the photo?

66. Stream of Consciousness

Jot down any random thoughts that the picture suggests to you.

67. What's my picture?

Write three clues about the picture you are looking at. Now swap with a partner who has a different picture. Take it in turns to see if you can guess what the picture is about.

68. Just a Minute

For one minute, talk about the picture without deviation, hesitation or repetition.



69. Kim's game

See how much detail you can remember about a picture once it has been taken away.

70. Adjective collections

Write a list of adjectives to describe the picture.

71. Twenty Questions

One person has the picture, others asks questions to find out what it is. Only questions with yes, no, maybe answers are allowed.

72. Expert challenge

Pretend you are an expert on the scene depicted in the picture. Tell the class about it. Class mark expert's presentation on scale of 1 -5 showing how convincing the 'expert' was.

73. Alphabet Game:

In pairs work your way through the alphabet describing things seen in picture. (Could include mood and senses)

74. True/False

Write down 5 things that are true about your picture and then 5 things that are false. Quickly show partner the picture and then cover up. Partner then decides which statements are true and which false.

75. Caption competition

Devise a range of captions for a given picture. Decide which one you like best. Justify your decision to your partner.

76. Wordsearch

Devise a wordsearch based on this picture.



Stories:

77. Missing person

This character has disappeared. You were the last person to see them. Explain what you know and what you think has happened.

78. Narrative Voice

Your hear a voice telling the story behind the picture. What does it say?

79. Storyteller

Use the picture to base a ghost/horror/love/mystery story on.

80. A day in the life.

Write an account of a day in the life of the character shown in the picture.



81. A special visitor

What would happen if you went home and found this character waiting for you?

82. Lottery winner?

What would the person in the picture do if they won the Lottery?

83. A Hero

This person is a hero. What have they done that was so special?

84. Dream Sequence

This picture is part of a dream. Write the rest of the dream sequence.



85. Into focus

The picture is revealed but out of focus. Students to guess what the picture is before the focus reaches full sharpness.

Poems:

86. Moods

In groups, each person writes on line establishing the mood created in the picture. Now discuss ways to compile the lines to make the most effective poem.

87. Acrostics

Pick on word that sums the picture up and then use as the bass for an acrostic poem about the picture.

88. Lyrics

Use the picture as the basis for the lyrics of a song.

89. Building metaphors

Pick out particular details about the picture and then create similes and metaphors to describe these in detail.

90. Senses

Imagine you are a character in the picture. Put together a senses chart and then use as basis for a poem showing not just what you can see but also what you can hear, smell, touch and your emotions as the character.

